









Contents of Quick Guide

Quick Guide	3-2
General	3-2
Memory	3-2
Menu	3-2
Menu Functions (accessible by menu or shortcut)	3-3

Quick Guide

General

- Make a call *Area code, phone number* 
- Ending a call 
- Receiving a call 
- Last number redial   *(with clear display)*
- Clearing the display *Press and hold C*
- One touch dialling *Press and hold location number (2-9)*
- Voice Mail Box *Press and hold location number one (1)*
- Locking and unlocking the keypad **MENU ***
- Speed dialling *Location number,* 

Memory

- Storing a phone number with a name (in first avail. loc.) *Key in the number, press ABC, key in the name. press and hold MEMORY*
- Searching for a number *^ or v*
- Searching for a name *ABC ^ or v*

Menu

- Accessing a function *Either: MENU, ^ or v, SELECT
Or: MENU, function number*
- Viewing a help text *ABC (with function name on display)*
- Selecting an option *^ or v, OK*
- Exiting a function **QUIT**
- Exiting the menu facility **C**

Menu Functions (accessible by menu or shortcut)

Shortcut	Function	Description
M 1	<i>Recent calls</i>	View and erase automatically stored phone numbers.
M 2	<i>Messages</i>	View and send SMS messages. Listen to and send voice messages. SMS settings.
M 3	<i>Call divert</i>	Divert incoming calls to another phone number.
M 4	<i>Phone settings</i>	Select various settings e.g. lights, tones, language.
M 5	<i>Security options</i>	Various security functions, security level, call barring, change access codes.
M 6	<i>Duration and cost</i>	Call timers, cost counters, cost limit, currency display.
M 7	<i>Network selection</i>	Select the desired network manually.
M 8	<i>Memory functions</i>	Select memory. View number and occupied locations. Copy phone numbers and names between memories. Erase memory contents. View phone number of SIM card.
M 9	<i>Personal reminders</i>	Create a welcome message. Program a countdown timer.
M 10	<i>In-call options</i>	Various call control functions, e.g. Options Mute/Unmute.
M 11	<i>Fax or data call</i>	Send and receive data and tele-faxes.
M 12	<i>Ringling options</i>	Set indication for incoming calls.
M 13	<i>Number editor</i>	Edit a stored phone number.



This page intentionally left blank.